

SPL1612 Surface Mount Power Inductor



APPLICATIONS

- ◇ DC/DC converters.
- ◇ Computers.
- ◇ Telecommunications Equipment.
- ◇ Filters.
- ◇ LCD Display.

CHARACTERISTICS

Flat Top for surface mounting.
High Current SMD, up to 2.9 ADC.

FLAMABILITY: To UL94V0.

TEMPERATURE RANGE: -40°C to 85°C.

SOLDERABILITY: Excellent for IR soldering.

PACKAGING: Tape and Reel only.

NOTES:

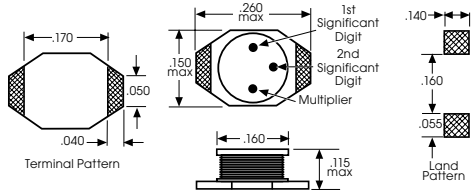
- (1) Inductance measured at 100kHz, .10Vrms.
- (2) Rated Current based on 10% drop in initial inductance.
- (3) DCR measured on milliohm meter.

Inductance tested at 100 kHz, 0.1 Vrms.

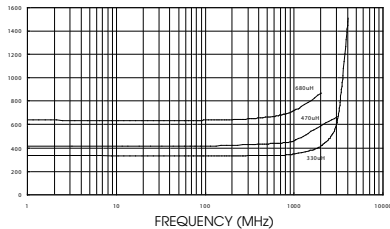
Inductance drop = 20% typ. at Isat.

SGT = 30°C rise typ at Irms.

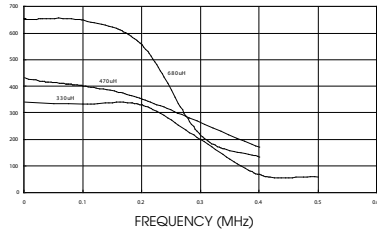
Operating temperature range -40°C to +85°C



INDUCTANCE vs. FREQUENCY CHARACTERISTICS



Q VS. FREQUENCY CHARACTERISTICS



Part Number	Ind. (µH)	Tol. (±%)	SRF (MHz) Typ	DCR (Ω) Max	I sat (A)	I rms (A)
SPL1612-1R0M	1.0	20	130	0.05	2.90	2.9
SPL1612-1R5M	1.5	20	115	0.05	2.60	2.8
SPL1612-2R2M	2.2	20	90	0.07	2.30	2.4
SPL1612-3R3M	3.3	20	70	0.08	2.00	2.0
SPL1612-4R7M	4.7	20	50	0.09	1.50	1.5
SPL1612-6R8M	6.8	20	45	0.13	1.20	1.4
SPL1612-100M	10	20	35	0.16	1.10	1.1
SPL1612-150M	15	20	30	0.23	0.90	1.2
SPL1612-220M	22	20	20	0.37	0.70	0.8
SPL1612-330M	33	20	15	0.51	0.58	0.6
SPL1612-470M	47	20	14	0.64	0.50	0.5
SPL1612-680M	68	20	11	0.86	0.40	0.4
SPL1612-101M	100	20	9	1.27	0.31	0.3
SPL1612-151M	150	20	6	2.00	0.27	0.25
SPL1612-221M	220	20	5.5	3.11	0.22	0.20
SPL1612-331M	330	20	5	3.80	0.18	0.16
SPL1612-471M	470	20	4	5.06	0.16	0.15
SPL1612-681M	680	20	3	9.20	0.14	0.12
SPL1612-102M	1000	20	2	13.8	0.10	0.07