

LSM3325 Surface Mount Inductor



FEATURES

- ◊ UL class B materials.
- ◊ Wide inductance range.
- ◊ Solderability per industry standards.
- ◊ Low DC resistance.

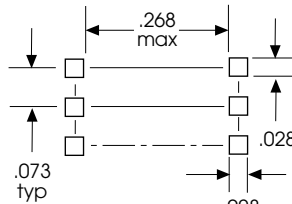
CHARACTERISTICS

INDUCTANCE RANGE: From 10 μ H to 3900 μ H.

TEMPERATURE RANGE: From -20°C to +130°C.

NOTES:

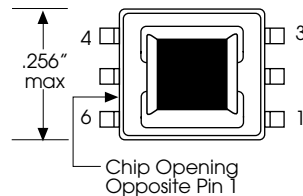
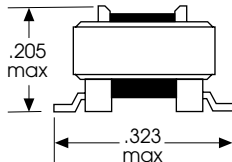
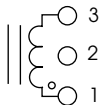
- (1) *DC current that will create a maximum temp. rise of 30°C when applied at + 25°C ambient.
- (2) **DC current that will typically reduce the initial inductance by 20%.
- (3) Packaging: Bulk or Tape and Reel.



FOOTPRINT DIAGRAM



SCHEMATIC



Part Number	Inductance (mH \pm 30%)	DCR (Ω) Max	Rated DC Current Max (mA)*	Saturated Current (A)**
LSM3325-100	10	0.068	1.010	0.109
LSM3325-150	15	0.080	0.910	0.089
LSM3325-220	22	0.090	0.830	0.074
LSM3325-330	33	0.110	0.750	0.060
LSM3325-470	47	0.140	0.690	0.050
LSM3325-680	68	0.160	0.630	0.042
LSM3325-101	100	0.200	0.570	0.038
LSM3325-151	150	0.260	0.290	0.028
LSM3325-221	220	0.320	0.260	0.023
LSM3325-331	330	1.130	0.240	0.019
LSM3325-471	470	1.350	0.220	0.016
LSM3325-681	680	1.620	0.200	0.013
LSM3325-102	1000	1.970	0.180	0.011
LSM3325-152	1500	2.410	0.160	0.009
LSM3325-222	2200	3.000	0.150	0.007
LSM3325-332	3300	5.960	0.100	0.006
LSM3325-392	3900	7.000	0.100	0.005