

SPL 5028 Surface Mount Power Inductor



APPLICATIONS

- ◇ DC/DC converters
- ◇ Computers
- ◇ Telecommunications Equipment
- ◇ Filters
- ◇ LCD Display

CHARACTERISTICS

Flat Top for surface mounting.
High Current SMD, up to 20 ADC.

FLAMABILITY: To UL94V0.

TEMPERATURE RANGE: -40°C to 85°C.

SOLDERABILITY: Excellent for IR soldering.

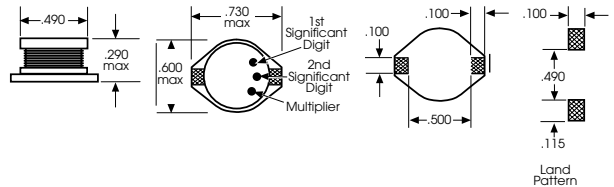
PACKAGING: Tape and Reel only.

NOTES:

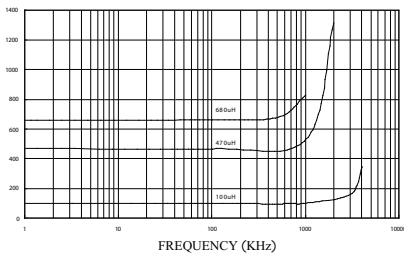
- (1) Inductance tested at 100Khz, 0.10VRMS.
- (2) Based on 10% drop in initial inductance.
- (3) DCR measured on milliohm meter.

DIMENSIONS IN MM

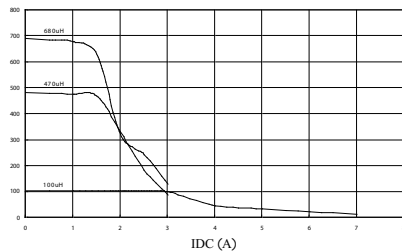
UNIT	A Max	B	C Max	D Max
In	0.390	0.520	0.250	0.330
mm	9.91	13.21	6.35	8.38



INDUCTANCE VS. FREQUENCY CHARACTERISTICS



INDUCTANCE VS. IDC CHARACTERISTICS



Part Number	Ind. (µH)	Tol. (±%)	DCR (Ω) Max	SRF (MHz) Typ	Isat (A)	Irms (A)
SPL5028-1R0M	1.0	20	80	0.011	20	8.6
SPL5028-2R2M	2.2	20	80	0.014	16	7.1
SPL5028-3R3M	3.3	20	60	0.016	14	6.2
SPL5028-5R6M	5.6	20	40	0.022	12	5.3
SPL5028-100M	10	20	30	0.032	10	4.3
SPL5028-150M	15	20	22	0.036	8.0	4.0
SPL5028-220M	22	20	20	0.047	7.0	3.5
SPL5028-330M	33	20	15	0.066	5.5	3.0
SPL5028-470M	47	20	9	0.087	4.5	2.6
SPL5028-680M	68	20	8	0.13	3.5	2.3
SPL5028-101M	100	20	7	0.19	3.0	1.8
SPL5028-151M	150	20	6	0.25	2.6	1.5
SPL5028-221M	220	20	5	0.38	2.4	1.2
SPL5028-331M	330	20	4	0.56	1.9	1.0
SPL5028-471M	470	20	3	0.85	1.4	0.82
SPL5028-681M	680	20	2.5	1.2	1.2	0.72
SPL5028-102M	1000	20	2	1.8	1.0	0.56